




# Tinplate 400E Steam Locomotive

## Operators Manual



## Traditional Version

### Compatibility

This set will operate on any traditional 42" diameter STD. Gauge track system, including M.T.H.'s traditional tubular track. It is also compatible with most standard AC transformers. (See page 7 for a complete list of compatible transformers and wiring instructions.)

**PLEASE READ BEFORE USE AND SAVE**

# Table of Contents

<b>Set Up Checklist</b> .....	3
Lubrication.....	3
<b>Basic Operation</b> .....	4
Activating Features.....	4
<b>Maintenance</b> .....	5
Lubricating and Greasing Instructions.....	5
Cleaning The Wheels and Track.....	5
Headlight Replacement Instructions.....	6
Transformer Compatibility and Wiring Chart.....	7
Service & Warranty Information.....	8
Limited One-Year Warranty.....	8

**CAUTION: ELECTRICALLY OPERATED PRODUCT:**

Not recommended for children under 10 years of age. M.T.H. recommends adult supervision with children ages 10 - 16. As with all electric products, precautions should be observed during handling and use to reduce the risk of electric shock.

**WARNING:** When using electrical products, basic safety precautions should be observed, including the following:  
Read this manual thoroughly before using this device.

- M.T.H. recommends that all users and persons supervising use examine the hobby transformer and other electronic equipment periodically for conditions that may result in the risk of fire, electric shock, or injury to persons, such as damage to the primary cord, plug blades, housing, output jacks or other parts. In the event such conditions exist, the train set should not be used until properly repaired.
- Do not operate your layout unattended. Obstructed accessories or stalled trains may overheat, resulting in damage to your layout.
- This train set is intended for indoor use. Do not use if water is present. Serious injury or fatality may result.
- Do not operate the hobby transformer with damaged cord, plug, switches, buttons or case.

# Set Up Checklist

- Lubricate the locomotive
- Apply power to run as described in the Basic Operating Section of this manual

## Lubrication

You should lubricate the engine to prevent it from squeaking. Use light household oil and follow the lubrication points marked in Figures 1 and 2. Do not over-oil. Use only a drop or two on each pivot point. Make sure you lubricate all side rods, leading and trailing trucks and drive wheel axles.

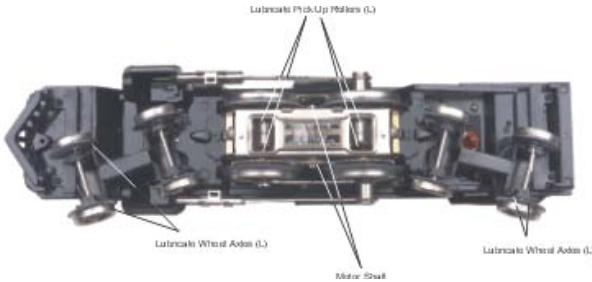


Figure 1. Lubrication Points on the Locomotive



Figure 2: Lubricating Side Rods

# Basic Operation

The Throttle knob controls how fast your train will travel.

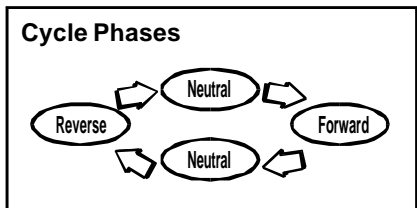
The locomotive is stopped, started and reversed by means of the reversing 'E-Unit' located inside the locomotive. The E-Unit is a three position sequence relay which cycles whenever current to the locomotive is interrupted. This can be done by operating the 'direction' control on the transformer, or by moving the transformer voltage control to the OFF position. The sequence of its operation is Forward, Neutral, Reverse, Neutral, etc. In other words, if the locomotive is in forward motion, operate the 'Direction' control once to stop it, and twice to reverse it.

If you want to operate the train in one direction only, which is necessary if you have automatic stations or Insulated blocks in your layout, you must 'lock-out' the E-Unit. Make sure the locomotive is moving in the desired direction then stop it. Now, move the E-Unit lever (located at the rear of the motor) to its OFF position or toward the right side of the locomotive. If the E-Unit is 'locked out' while it is in the Neutral position, the locomotive will not run at all. Also, because the E-Unit works partially by gravity, it will not operate properly if the locomotive is held on its side or upside down. To resume normal operation move the E unit level to the left.

## Activating Features

**Throttle** To increase or decrease track voltage, and therefore train speed, turn the throttle control knob. Turning clockwise will increase voltage and speed, while turning counterclockwise will decrease voltage and speed. The engine will maintain the speed you set after you release the throttle until you turn it again to change the voltage and speed.

**Horn/Whistle** - To sound the whistle, firmly press the Horn/Whistle button. The whistle will sound for as long as you continue to depress the button. It will stop when you release the button.



# Maintenance

## Lubricating and Greasing Instructions

The engine should be well oiled and greased in order to run properly.

Regularly lubricate all axles and linkage components and pickup rollers to prevent squeaking. Use light household oil, such as that found in M.T.H.'s maintenance kit. Do not over oil. Use only a drop or two on each pivot point.



Loosen Pivot Clamp Screws  
And Pivot Clamp To Remove Motor From Frame

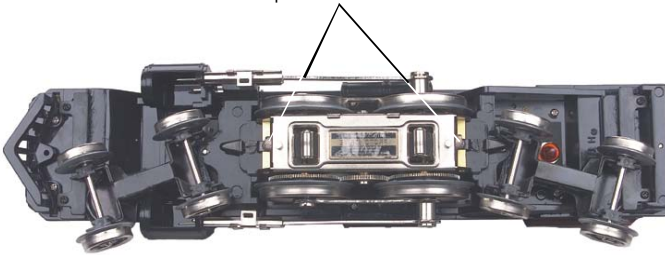


Figure 3: Removing the body from the chassis

The locomotive utilizes a direct drive motor that should not need direct lubrication. However, it will be necessary to lubricate the idler gears located on the inside of the drive wheels as seen in Figure 6 with grease.

Periodically check the locomotive wheels and pickups for dirt and buildup, which can cause poor electrical contact and traction. Wheels can be cleaned using denatured (not rubbing) alcohol applied with a cotton swab.

To clean the track, use RailKing Track Cleaning Fluid and a clean rag or denatured (not rubbing) alcohol. Unplug the transformer and wipe the rails of the track, turning the rag frequently to ensure that you are using clean cloth on



# Headlight Replacement Instructions

the rails. Thereafter, keep an eye on the track and clean it when it gets dirty to ensure good electrical contact.

The locomotive's headlight is controlled by a constant voltage circuit in the engine. The headlight is easy to remove and replace when it burns out. The bulb screws into a bracket affixed to the above of the boiler. Replacement bulbs are available directly from the M.T.H. Parts Department.

Gently unscrew the bulbs from the socket on the mounting bracket and replace the bulb.



*Figure 4: Replaceable light bulb locations*

# Transformer Compatibility and Wiring Chart

Proto-Sound 2.0 is designed to work with most standard AC transformers. The chart below lists the many compatible transformers. Note that many of the operational commands described in these instructions require a bell button, so if your transformer does not have its own bell button, you should consider adding one to get the full benefit of the system. In addition, the chart details how the terminals on these transformers should be attached to your layout.

Transformer Model	Center Rail	Outside Rail	Min/Max. Voltage	Power Rating	Transformer Type
MTH Z-500	Red Terminal	Black Terminal	0-18v	50-Watt	Electronic
MTH Z-750	Red Terminal	Black Terminal	0-21v	75-Watt	Electronic
MTH Z-4000	Red Terminal	Black Terminal	0-22v	390-Watt	Electronic
Lionel 1032	U	A	5-16v	90-Watt	Standard
Lionel 1032M	U	A	5-16v	90-Watt	Standard
Lionel 1033	U	A	5-16v	90-Watt	Standard
Lionel 1043	U	A	5-16v	90-Watt	Standard
Lionel 1043M	U	A	5-16v	90-Watt	Standard
Lionel 1044	U	A	5-16v	90-Watt	Standard
Lionel 1053	U	A	8-17v	60-Watt	Standard
Lionel 1063	U	A	8-17v	60-Watt	Standard
All-Trol	Left Terminal	Right Terminal	0-24v	300-Watt	Electronic
Dallee Hostler	Left Terminal	Right Terminal			Electronic
Lionel LW	A	U	8-18v	75-Watt	Standard
Lionel KW	A or B	U	6-20v	190-Watt	Standard
Lionel MW	Outside Track Terminal	Inside Track Terminal	5-16v	50V.A.	Electronic
Lionel RS-1	Red Terminal	Black Terminal	0-18v	50V.A.	Electronic
Lionel RW	U	A	9-19v	110-Watt	Standard
Lionel SW	U	A	Unknown	130-Watt	Standard
Lionel TW	U	A	8-18v	175-Watt	Standard
Lionel ZW	A,B,C or D	U	8-20v	275-Watt	Standard
Lionel Post-War Celebration Series ZW	A,B,C or D	Common	0-20v	135/190 Watt	Electronic

\* Conventional Mode Only

# Service & Warranty Information

## How to Get Service Under the Terms of the Limited One-Year Warranty

When you suspect an item is defective, please check the operator's manual for standard operation and trouble-shooting techniques that may correct the problem. Additional information may be found on the M.T.H. Website. Should you still require service, follow the instructions below to obtain warranty service.

First, e-mail, write, call or fax a M.T.H. Authorized Service Center (ASC) in your area to obtain Repair Authorization. You can find the list of ASCs on the M.T.H. Website, [www.mth-railking.com](http://www.mth-railking.com). Authorized Service Centers are required to make warranty repairs on items sold *only* from that store; all other repairs may-- or may not be done at the store's own discretion. If you did not purchase the item directly from the ASC, you will need to select a National Authorized Service Center (NASC). These centers are compensated by M.T.H. to perform warranty service for any customer whose repair qualifies for warranty service. A list of NASC retailers can be located on the M.T.H. Website or by calling 1-888-640-3700. Should the warranty no longer apply, you may choose either an ASC or NASC retailer to service your M.T.H. Product. A reasonable service fee will be charged.

**CAUTION:** Make sure the product is packed in its original factory packaging including its foam and plastic wrapping material to prevent damage to the merchandise. There is no need to return the entire set if only one of the components is in need of repair *unless otherwise instructed by the Service Center. The shipment must be prepaid and we recommend that it be insured. A cover letter including your name, address, daytime phone number, e-mail address (if available), Return Authorization number (if required by the service center, a copy of your sales receipt and a full description of the problem must be included to facilitate the repairs. Please include the description regardless of whether you discussed the problem with a service technician when contacting the Service Center for your Return Authorization.*

Please make sure you have followed the instructions carefully before returning any merchandise for service. Authorized M.T.H. Service Centers are independently owned and operated and are not agents or representatives of M.T.H. Electric Trains. M.T.H. assumes no responsibility, financial or otherwise, for material left in their possession, or work done, by privately owned M.T.H. Authorized Service Centers.

If you need assistance at any time email MTH Service at [service@mth-railking.com](mailto:service@mth-railking.com), or call 410 381-2580.

## Limited One-Year Warranty

**All M.T.H. products purchased from an Authorized M.T.H. Train Merchant are covered by this warranty.**

See our website at [www.mth-railking.com](http://www.mth-railking.com) or call 1-888-640-3700 to identify an Authorized M.T.H. Train Merchant near you.

M.T.H. products are warranted for one year from the date of purchase against defects in material or workmanship, excluding wear items such as light bulbs, pick-up rollers, batteries, smoke unit wicks, and traction tires. We will repair or replace (at our option) the defective part without charge for the parts or labor, if the item is returned to an M.T.H. Authorized Service Center (ASC) or M.T.H. National Authorized Service Center (NASC) within one year of the original date of purchase. This warranty does not cover damages caused by improper care, handling, or use. Transportation costs incurred by the customer are not covered under this warranty.

Items sent for repair must be accompanied by a return authorization number, a description of the problem, and **a copy of the original sales receipt from an Authorized M.T.H. Train Merchant**, which gives the date of purchase. If you are sending this product to an Authorized Service Center, contact that Center for their return authorization.

This warranty gives you specific legal rights, and you may have other rights that vary from state to state. Specific questions regarding the warranty may be forwarded to M.T.H. directly.

Service Department  
M.T.H. Electric Trains  
7020 Columbia Gateway Drive  
Columbia MD 21046-1532





## PARTICIPATING A.S.C. RETAILER LIST

**ALABAMA**  
SOUTHERLAND STATION  
HUNTSVILLE  
256-533-4720

**ARIZONA**  
ARIZONA TRAIN DEPOT  
MESA  
480-833-9486

**CALIFORNIA**  
CENTRAL COAST TRAINS  
ATASCADERO  
805-466-1391

TRAIN SHACK  
BURBANK  
818-842-3330

REED'S HOBBY SHOP  
LAMESA  
619-464-1672

ROUNDHOUSE  
NORT HOLLYWOOD  
818-769-0403

DOLLHOUSE, TRAINS &  
MORE  
NOVATO  
415-883-0388

TIN PLATE JUNCTION  
OAKLAND  
510-444-4780

ROUNDWORLD  
SANCLEMENTE  
949-361-5996

BLACK NIGHT TRAINS &  
HOBBIES  
SANTAROSA  
707-523-3522

**COLORADO**  
CUSTOM RAILWAY SUPPLY  
COLORADO SPRINGS  
719-634-4616

CAROUSEL HOBBIES, INC.  
DENVER  
303-777-6766

MCCELL TRAINS  
WESTMINSTER  
303-429-4811

**CONNECTICUT**  
TIMEMACHINE HOBBY, LLC  
MANCHESTER  
860-646-0610

**FLORIDA**  
AMHERST DEPOT  
ENGLAND  
941-475-2020

DEPOT HOBBY SHOP  
JANTANA  
961-585-1982

HOLLYWOOD STATION  
MIAMI  
954-921-2700

READY TO ROLL  
MIAMI  
305-688-8868

COLORIAL PHOTO & HOBBY  
ORLANDO  
407-841-1485

WARRICK CUSTOM HOBBIES  
PLANTATION  
954-370-0708

ROUNDHOUSE SOUTH  
PORTORANGE  
386-304-7002

**ILLINOIS**  
BERVYN'S TOY TRAINS &  
MODELS  
BERVYN  
708-484-4384

CHICAGO LAND HOBBY  
CHICAGO  
773-775-4848

BILL'S ENGLAND STATION  
ORLAND PARK  
708-460-4906

BIKE & CHOO CHOO  
CONNECTICUT  
SCHAMBERG  
847-882-7728

**INDIANA**  
Y.O.R.K. TRAINS  
MUNSTER  
219-638-9999

SAMUELSON'S TRAIN SHOP  
VALPARAISO  
219-462-2708

**IOWA**  
CAROUSEL PHOTO HOBBIES  
CEDAR FALLS  
800-642-7012

**KANSAS**  
HOBBY HAVEN  
OVERLAND PARK  
913-381-3111

**KENTUCKY**  
L&S TRAINS & THINGS  
LOUISVILLE  
502-897-9005

LOUISIANA  
AMERICA'S TRAIN YARD  
BATON ROUGE  
225-926-5592

MAINE  
WHEELS, WINGS & THINGS  
LUDLOW  
207-532-6277

MARYLAND  
HOBBY TOWN U.S.A.  
FREDERICK  
301-694-7395

FREDERICK JUNCTION  
FREDERICK  
301-694-3434

ENGINE HOUSE HOBBIES  
GANTHERSBURG  
301-590-0816

J. & B. TRAINS  
HAGERSTOWN  
240-420-4930

THE TRAIN ROOM  
HAGERSTOWN  
301-745-6681

PURKEY'S TOY TRAINS  
SYKESVILLE  
410-549-6061

CATOCIN MOUNTAIN TRAINS  
& HOBBIES  
THURMONT  
301-694-8331

E.L. JONES & SONS  
WILLIAMSPORT  
800-810-8138

MASSACHUSETTS  
FLYING YANKEE HOBBY  
SHOP  
BOSTON  
617-323-9702

NORTHEAST TRAINS  
PEABODY  
978-532-1615

EAST BAY HOBBIES  
SEEKONK  
508-336-5573

PIONEER VALLEY HOBBIES  
W. SPRINGFIELD  
413-732-5531

MICHIGAN  
MICHIGAN MODEL TRAIN  
CENTER  
PINCHEY  
734-426-1651

BRASSBUR ELECTRIC  
TRAINING INC.  
SAGINAW  
989-793-4753

MINNESOTA  
DOWNS HOBBY CO.  
MANKATO  
507-387-1330

MISSOURI  
SWITCH STAND  
SAINT LOUIS  
314-781-4458

MARK TWAIN HOBBY CENTER  
ST. CHARLES  
636-946-2816

NEVADA  
RENO RAILS  
RENO  
775-337-6669

NEW HAMPSHIRE  
TREASURED TOYS  
SALEM  
603-898-7224

NEW JERSEY  
HOBBY SHOP  
ABERDEEN  
732-583-0505

COUNTRY AND STUFF  
ANDOVER  
973-786-7086

GENE STRAINS  
BRICK  
732-840-9728

CO LUMBUS TRAIN STATION  
CO LUMBUS  
609-518-1800

ATLANTIC RAILS  
HAMMONTON  
609-567-8490

C. B. TRAIN DEPT  
HILLSDALE  
201-666-9598

GRAND CENTRAL STATION  
KEARNY  
201-955-6200

J. & B. TRAINS, INC.  
MAPLE SHADE  
856-414-0092

HOBBYMASTERS, INC  
RED BANK  
732-842-6020

RIDGEFIELD HOBBY  
RIDGEFIELD  
201-943-2636

TOM'S MODEL TRAINS  
SCOTCH PLAINS  
908-322-6122

TRAINS & THINGS  
TRENTON  
609-883-8790

HOLLY BEACH TRAIN DEPT  
WILDWOOD  
609-522-2379

NEW YORK  
L.B.C. MODEL TRAINS  
BUFFALO  
716-631-3081

KURT'S TRAINS & HOBBIES  
CALEDONIA  
585-538-2960

AURORA RAILS & HOBBIES  
EAST AURORA  
716-652-5718

MASSAU HOBBY CENTER,  
INC.  
FREEPORT  
516-378-9594

J. & R. JUNCTION  
LIVERPOOL  
315-451-6651

HOBBY WORLD  
MONTICELLO  
845-794-8770

CITY DEPOT, INC.  
NEW HAMPTON  
845-374-3010

THIRD STREET DEPOT  
MAGARA FALLS  
716-285-6454

ISLAND TRAINS  
STATEN ISLAND  
718-317-0008

SCAGS ELECTRIC TRAIN  
SHOP  
STATEN ISLAND  
718-727-7373

AMERICAN STORE  
TIVOLI  
845-757-4246

KROSS HARDWARE  
WEST BABYLON  
631-669-3088

WESTCHESTER CENTRAL  
TRAINING  
WHITE PLAINS  
914-421-1262

NORTH CAROLINA  
THE ROUNDHOUSE &  
BACKSHOP  
CARY  
919-465-0810

DRY BRIDGE STATION  
MOUNTAIN  
336-785-9811

THE FREIGHTYARD  
SMITHFIELD  
919-934-6229

LITTLE CHOO CHOO SHOP  
INC.  
SPENCER  
704-637-8717

TRAIN LOFT  
WINSTON-SALEM  
336-760-9817

OHIO  
E & S TRAINS  
AKRON  
330-745-0785

T & K HOBBY SHOP  
BRIDGEPORT  
740-633-6607

PARMA HOBBY  
CLEVELAND  
216-741-6440

SANDY'S HOBBYS &  
COLLECTIBLES  
ELYRIA  
440-365-9999

DUNHAM'S TOY TRAINS  
LONDON  
740-852-0899

CLEARVIEW TRAIN & HOBBY  
LORAIN  
440-277-4488

DIXIE UNION STATO N  
MAGN  
513-459-0460

DAVIS TRAINS  
MILFORD  
1-800-448-1060

ERIE RAILWAY DEPOT  
TROY  
937-440-9922

PENNSYLVANIA  
AMERICAN HOBBY CENTER  
ALTOONA  
724-378-3930  
BUSSINGER TRAINS  
AMBLER  
215-628-2366

JIM'S HOBBY SERVICE  
BERWICK  
570-759-2695

YEOLODETRAIN &  
CHRISTMAS SHOPPE  
BOYERTOWN  
610-369-0755

NICHOLAS SMITH TRAINS  
BROOKMALL  
610-353-8885

CHARLEROI SWEeper  
CENTER  
CHARLEROI  
724-483-3397

JERRYQUINN TRAINS & TOYS  
COATESVILLE  
610-383-1931

CRANBERRY HOBBY DEPOT  
CRANBERRY TWP  
724-776-3640

FAIRHANCE PHARMACY  
FAIRHANCE  
724-564-7817

TRAINS R FUN  
FAZER  
610-644-4585

THE CABOOSE  
LEHIGHTON  
570-386-5352

SCHUYLKILL FLYER HOBBIES  
LEESPORT  
484-248-2100

HOBBY CITY  
McMURRAY  
724-942-2557

ENGLISH MODEL RR  
MOUNTAINVILLE  
800-327-5126

STATO N M H INDUSTRIES  
NEW CUMBERLAND  
717-774-7096

FRYER'S STORE  
ORANGEBURG  
570-366-2258

TOBY TYLER'S HOBBY  
CENTER  
PITTSBURGH  
412-653-5030

WILCOX GREENHOUSE &  
NURSERY  
TITUSVILLE  
814-827-3823

EASTERN DEPOT  
TROY  
570-297-1975

J & J RAILROAD CROSSING  
INC  
TURTLE CREEK  
412-824-6009

THE TRAIN SHOPPE & HOBBY  
CENTER LD  
WILKES BARRE  
570-824-7688

RHODE ISLAND  
GRANDMA'S HOUSE  
GRANDPA'S TRAIN  
WARWICK  
401-463-7808

SOUTH CAROLINA  
EMERALD TRAIN & HOBBY  
GREENWOOD  
864-223-2247

TENNESSEE  
MODEL RAILROAD & HOBBY  
SHOP  
MEMPHIS  
901-384-6900

TRAINS-N-THINGS  
PARIS  
731-644-8880

TEXAS  
HOBBY TIME  
AMARILLO  
806-352-9660

RIVERVIEW TRAINS  
AMLETTON  
979-849-3895

GREAT TRAINS & HOBBIES  
LONGVIEW  
903-757-2720

UTAH  
ALMO STATION UNION  
CLEARFIELD  
801-776-1655

VIRGINIA  
LEESBURG HOBBIES &  
COLLECTIBLES  
LEESBURG  
703-779-8600

LOCUST GROVE TRAINS  
LOCUST GROVE  
540-854-8955

TRAINS, ETC.  
LORAIN  
703-590-1779

TRAIN DEPOT  
MANASSAS  
703-335-2216

CHESTERFIELD HOBBIES  
MIDLOTHIAN  
804-379-9091

DAVIS HOBBY SUPPLIES  
PORTSMOUTH  
571-397-1983

TOY TRAIN CENTER  
RICHMOND  
804-288-4475

TSG HO BBIES  
WARRENTON  
540-347-9212

NORGE STATIO N  
WILLIAMSBURG  
757-564-7623

WASHINGTON  
EAGLESTRAINS  
KIRKLAND  
425-828-4098

WEST VIRGINIA  
PATRICIA STRAINS  
WHEELING  
304-232-0714

WISCONSIN  
WOODCRAFTERS SHOP  
BURLINGTON  
262-763-5239

SOMMERFELD'S TRAINS  
BUTLER  
262-783-7797  
HOBBYO UTLET  
FOND DU LAC  
920-924-3770

GB TV & TRAINS  
GREEN BAY  
920-496-9697

GRAMPA'S TRAM SHOP  
RICE LAKE  
715-234-2996

CANADA  
TOY TRAIN WDRKSHOP  
CUMBERLAND  
613-833-8331

THE TRAIN ROOM  
FERGUS  
19-787-3280

CREDIT VALLEY RAILWAY  
COMPANY  
TREETSVILLE  
905-826-1306

BSH TRAINS  
TERRERONNE  
514-793-9696

## PARTICIPATING N.A.S.C. LIST

CALIFORNIA  
TIN PLATE JUNCTION  
OAKLAND  
510-444-4780

COLORADO  
MIZELL TRAINS  
WESTMINSTER  
303-429-4811

CONNECTICUT  
TIME MACHINE HOBBY, LLC  
MARCHESTER  
860-646-0610

FLORIDA  
COLONIAL PHOTO & HOBBY  
ORLANDO  
407-841-1485

ROUNDOUSEOUTH  
PORTORANGE  
386-304-7002

ILLINOIS  
CHICAGO LAND HOBBY  
CHICAGO  
773-775-4848

KENTUCKY  
LSN TRAINS & THINGS  
LOUISVILLE  
502-897-9005

MARYLAND  
ENGINE HO USE HOBBIES  
GAITHERSBURG  
301-590-0816

CATCTIN MOUNTAIN TRAINS  
& HOBBIES  
THURMONT  
301-694-8331

MICHIGAN  
MICHIGAN MODEL TRAINS  
PINCKEY  
734-426-1651

BRASSIER ELEC. TRAINS  
SAGINAW  
989-793-4753

NEW HAMPSHIRE  
TREASURED TOYS  
SALEM  
603-898-7224

NEW YORK  
LBC MODEL TRAINS  
BUFFALO  
716-631-3081

AURORA RAILS & HOBBIES  
EAST AURORA  
716-652-5718

THIRD STREET DEPOT  
NIAGARA FALLS  
716-285-6464

OHIO  
DAVIS TRAINS  
MILFORD  
1-800-448-1060

PENNSYLVANIA  
BUSSINGER TRAINS  
AMBLER  
215-628-2366

JIM'S HOBBY SERVICE  
BERWICK  
570-759-2695

FAIRCHANCE PHARMACY  
FAIRCHANCE  
724-564-7817

ENGLISH MODEL RR  
MONTROSVILLE  
800-327-5126

TOBY TYLER'S HOBBY CENTER  
PITTSBURGH  
412-653-5030

VIRGINIA  
LOCUST GROVE TRAINS  
LOCUST GROVE  
540-884-8955

DAVIS HOBBY SUPPLIES  
PORTSMOUTH  
757-397-1983

TSG HO BBIES  
WARRENTON  
540-347-9212

WISCONSIN  
SOMMERFELD'S TRAINS  
BUTLER  
262-783-7797

GRAMPA'S TRAM SHOP  
RICE LAKE  
715-234-2996

CANADA  
TOY TRAIN WDRKSHOP  
CUMBERLAND  
1-833-8331

THE TRAIN ROOM  
FERGUS  
519-787-3280