



2 Track Steel Arch Bridge

The 2 Track Steel Arch Bridge adds more excitement and realism to your layout. Constructed from sturdy ABS plastic, the 2 Track Steel Arch Bridge is a great addition to any O-27 or O Gauge layout.

The bridge comes semi-assembled with most parts necessary to integrate it with existing layout components. Operation and set up is made easy by following the instructions on the inside.

PLEASE READ BEFORE USE AND SAVE
www.mthtrains.com

Instructions

The 2 Track Steel Arch Bridge is comprised of three (3) major components, the bridge itself, three piers and 12 pier mounting screws.

The bridge also features a beacon which flashes when connected to a 14-20 volt power supply.

Basic Set Up

Before the bridge can be used, the piers must be attached to the bridge. Using the pier mounting screws provided, mount the 3 piers to the bridge. One on each end and one in the center. Make sure that the pier with the light control board (refer to figure 2) is placed at the wired end of the bridge. Insert the wire harness through the hole in the pier as shown in figure 1.

Plug the wire into the control board as shown in figure 2. Finish mounting the pier to the bridge as shown in figure 1. Route the power supply wires from the control board through the wire notch at the base of the pier (see figure 3) and connect the wires to a 14 to 20 volt power supply.




Figure 1

Hole
Screw Mounting Holes

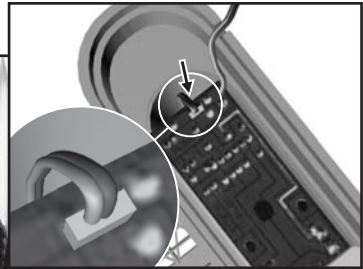


Figure 2

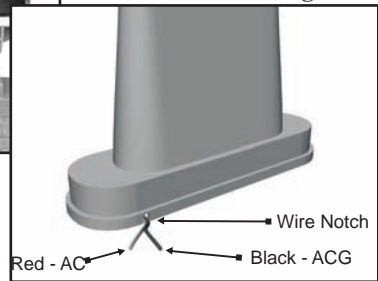


Figure 3

Track Installation

M.T.H. RealTrax®

Connect three sections of M.T.H. RealTrax® together and slide the assembly onto the framing base of the bridge as shown in figure 4a.

Other Track Systems

For track systems other than M.T.H. RealTrax®, place the track on top of the bridge framing base and mount the track using the track mounting screw holes




Figure 4a




Figure 4b

Lionel® FasTrack™

To use Lionel® FasTrack™ you will need to remove the track guides (Figure 3a). To remove the track guides first remove the 24 screws from the bottom of the bridge (Figure 3b). Once the guides are removed slide the track into the framing base of the bridge (Figure 3c).




Figure 3a




Figure 3b




Figure 3c

Lionel® FasTrack™ is a registered trademark of Lionel L.L.C.

Service & Warranty Information

How to Get Service Under the Terms of the Limited One-Year Warranty

When you suspect an item is defective, please check the operator's manual for standard operation and troubleshooting techniques that may correct the problem. Additional information may be found on the M.T.H. Website. Should you still require service, follow the instructions below to obtain warranty service.

First, e-mail, write, call or fax a M.T.H. Authorized Service Center (ASC) in your area to obtain Repair Authorization. You can find the list of ASCs on the M.T.H. Website, www.mth-railking.com. Authorized Service Centers are required to make warranty repairs on items sold *only* from that store; all other repairs may-- or may not be done at the store's own discretion. If you did not purchase the item directly from the ASC, you will need to select a National Authorized Service Center (NASC). These centers are compensated by M.T.H. to perform warranty service for any customer whose repair qualifies for warranty service. A list of NASC retailers can be located on the M.T.H. Website or by calling 410-381-2580. Should the warranty no longer apply, you may choose either an ASC or NASC retailer to service your M.T.H. Product. A reasonable service fee will be charged.

CAUTION: Make sure the product is packed in its original factory packaging including its foam and plastic wrapping material to prevent damage to the merchandise. There is no need to return the entire set if only one of the components is in need of repair *unless otherwise instructed by the Service Center*. **The shipment must be prepaid and we recommend that it be insured. A cover letter including your name, address, daytime phone number, e-mail address (if available), Return Authorization number (if required by the service center, a copy of your sales receipt and a full description of the problem must be included to facilitate the repairs. Please include the description regardless of whether you discussed the problem with a service technician when contacting the Service Center for your Return Authorization.**

Please make sure you have followed the instructions carefully before returning any merchandise for service. Authorized M.T.H. Service Centers are independently owned and operated and are not agents or representatives of M.T.H. Electric Trains. M.T.H. assumes no responsibility, financial or otherwise, for material left in their possession, or work done, by privately owned M.T.H. Authorized Service Centers. If you need assistance at any time email MTH Service at service@mth-railking.com, or call 410 381-2580.

Limited One-Year Warranty

All M.T.H. products purchased from an Authorized M.T.H. Retailer are covered by this warranty. See our Website www.mthtrains.com to identify an M.T.H. Retailer near you.

M.T.H. products are warranted for one year from the date of purchase against defects in material or workmanship, excluding wear items such as light bulbs, pick-up rollers, batteries, smoke unit wicks, and traction tires. We will repair, replace, or credit (at our option) the defective part without charge for the parts or labor, if the item is returned to an M.T.H. Authorized Service Center (ASC) or M.T.H. National Authorized Service Center (NASC) within one year of the original date of purchase. This warranty does not cover damages caused by improper care, handling, or use. Transportation costs incurred by the customer are not covered under this warranty.

Items sent for repair must be accompanied by a return authorization number, a description of the problem, and **a copy of the original sales receipt from an Authorized M.T.H. Train Merchant**, which gives the date of purchase. If you are sending this product to an Authorized Service Center, contact that Center for their return authorization.

This warranty gives you specific legal rights, and you may have other rights that vary from state to state. Specific questions regarding the warranty may be forwarded to M.T.H. Directly.

Service Department:
M.T.H. Electric Trains
7020 Columbia Gateway Drive
.Columbia MD 21046-1532